

CHING-HYDRO-PUR-Top coat HAD 47 D










Intended use






Water-based, light- and weather resistant 2C-polyurethane-top coat for 2-component system structures on suitable primer or intermediate coating.

Application

Metal and mechanical engineering, industrial halls, airport buildings, warehouses, multi-storey car parks, chemical plants, pipe bridges, power stations, bridge constructions, etc.

General information

	Color shades	RAL-, NCS-, British Standard -, Munsell-, AS-, Federal Standard- und Sonderfarbtöne			
	Gloss	semi-glossy to glossy			
	Mixing ratio	Hardener	per weight [Paint : Hardener]	per volume [Paint : Hardener]	
		Hardener HD 127	100 : 30	100 : 38	
	Pot life	approx. 4 h	NC 23°C/50% End of pot life not visible! Exceeding the pot life causes a reduction of technological values.		
	Stirring / Dilution	Stir the product mechanically before each use. Ready to use after adding hardener. When mechanically stirring in the hardener, the viscosity will increase temporarily. After adding the hardener and adjusting the processing viscosity, allow the mixture to degas for at least 10 minutes. Dilute with deion. Water if necessary.			
	Spraying	Viscosity [DIN 4]	Thinner [%]	Nozzle [mm]	Pressure [bar]
	Cup gun	30 - 40 s	5 - 10	1,2 - 1,6	4 - 5
	Airless (Airmix)	Delivery form	≤ 5	0,23 - 0,28	80 - 120
	Brush application	Delivery form			
	Roller application	Delivery form (multiple application is recommended due to structure formation and minimum layer thicknesses)			
	Flow application	n.a.			

	Substrate preparation	according to DIN EN ISO 12944-4; qualified primer and/or intermediate coating. Surface clean, dry and free of dust, salt, oil and grease					
	Viscosity delivery form	40 - 50 DIN-4-seconds related to CI					
	Drying time¹	Temperature	Dust-dry	Grip resistant	Mech. resilient	Recoatable²	
	at 40 µm	NC 23/50	45 min.	4 h	18 h	4 h	
¹ Based on delivery viscosity! Humidity has a decisive influence on drying! ² with itself (not normally required for top and final coats, except possibly for minimum coat thicknesses) In case of forced drying or a longer recoating interval of more than 14 days when stored at room temperature, HAD 47 must be grinded to avoid adhesion problems. The air humidity has a decisive influence on the drying process!							
	Other values	Density [g/cm ³]	Solids [Weight. %]	Solid volume [%] [cm ³ /kg]		Efficiency¹ [m ² /kg]	
		1,2 ± 0,1	54 ± 5	42 ± 5	325 ± 20	8,1	
		WFF	DFT² [µm]	Consume [g/m ²]	VOC-content [g/l] (± 20)	Temperature resistance³	
		2,3	40 - 50	125 ± 20	200	120°C	
These values are imputed values that may vary depending on the color shade and application. Drying times are correspondingly longer for thicker layers. The drying times are shortened by forced drying. ¹ ± 0,5 for 40 µm dry layer thickness (depending on shade) ² With layer thicknesses > 60 µm bubbles may form! ³ Dry heat							
	Notes	<ul style="list-style-type: none"> • Storage 18 months (in unopened original container. Store cool but frost protected!) • Processing conditions <ul style="list-style-type: none"> ❖ The air and object temperature should be at +10°C to +40°C (optimally at 15-35 °C) and the relative humidity at max. 80 %. The surface temperature of the parts to be coated must be at least 3 °C above the dew point of the surrounding air during application. ❖ Sufficient supply and exhaust air must be provided. ❖ Experience has shown that the coating system is suitable for vapour phase drying and for operating temperatures of transformers, whereby the specified layer thickness must not exceed by more than double! ❖ ❖ The equipments (e.g. spray gun, stirring unit, etc.) should be cleaned with water (tap water) immediately after use. The sooner the cleaning work is one, the better the cleaning effect. Dried material can be cleaned with CHING-Thinner DD 02. Recommendation: Airmix or HVLP spraying process 					