

CHING-EP-Primer 603.01










Intended use

2C-EP corrosion protection primer (2C-EP metal primer) for rail vehicles according to DBS 918300, Appendix B - Sheet 3.






Application

Industrial and hall construction, airport buildings, warehouses, parking garages, chemical plants, sign gantries, civil engineering structures, tank farms, waste incineration plants, locomotive boilers, etc.

General information

	Color shades	RAL 3012			
	Gloss	mat			
	Mixing ratio	Hardener	per weight [Paint : Hardener]	per volume [Paint : Hardener]	
		Hardener M 033	100 : 20	100 : 40	
	Pot life	approx. 8 h	NC 23°C/50% Can be re-diluted within this period if necessary.		
	Stirring / Dilution	Stir the product mechanically before each use. Ready to use after adding hardener. Dilute with CHING-EP-Thinner EM 01 if necessary.			
	Spraying	Viscosity [DIN 4]	Thinner [%]	Nozzle [mm]	Pressure [bar]
	Cup gun	40 - 70 s	5 - 10	1,5 - 2,5	3 - 5
	Airless (Airmix)	Delivery form	≤ 5	0,31 - 0,51	140 - 200
	Brush application	Delivery form			
	Roller application	Delivery form (multiple application is recommended due to structure formation and minimum layer thicknesses)			
	Flow application	n.a.			



	Substrate preparation	According to the specifications of DBS 918300, Appendix B, Sheet 3; steel, blasted: surface preparation grade Sa 2½; surface roughness "fine (G)" according to DIN EN ISO 8501-1 and DIN EN ISO 8503-1. Aluminum: blasted with iron-free blasting media, roughness Ra ≈ 5 - 8 µm according to DIN EN ISO 4287.				
	Viscosity delivery form	30 - 45 DIN-6-seconds				
	Drying time¹	Temperature	Dust-dry	Grip resistant	Mech. resilient	Recoatable²
	at 60 µm	NC 23/50	≤ 2 h	≤ 16 h	-	≥ 8 h ³
<p>¹ Based on delivery viscosity! Humidity has a decisive influence on drying!</p> <p>² with itself (not normally required for top and final coats, except possibly for minimum coat thicknesses)</p> <p>³ with suitable subsequent coating, e.g. 2C-EP-Top coat according to sheet 40</p>						
	Other values	Density [g/cm ³]	Solids [Weight. %]	Solid volume [%] [cm ³ /kg]		Efficiency¹ [m ² /kg]
		1,5 ± 0,1	80 ± 3	66 ± 3	420 ± 20	7,0
		WFF	DFT² [µm]	Consume [g/m ²]	VOC-content [g/l] (± 20)	Temperature resistance³
		1,5	60 - 80	140 ± 20	220	120°C
<p>These values are imputed values that may vary depending on the color shade and application. Drying times are correspondingly longer for thicker layers. The drying times are shortened by forced drying.</p> <p>¹ ± 0,5 for 60 µm dry layer thickness (depending on shade)</p> <p>² With layer thicknesses > µm bubbles may form!</p> <p>³ Dry heat</p>						
	Notes	<ul style="list-style-type: none"> • Storage 24 months (in unopened original container. Store cool but frost protected!) • Processing conditions <ul style="list-style-type: none"> ❖ The air and object temperature should be at +7°C to +40°C (optimally at 15-35 °C) and the relative humidity at max. 80 %. The surface temperature of the parts to be coated must be at least 3 °C above the dew point of the surrounding air during application. ❖ Sufficient supply and exhaust air must be provided. 				