

## CHING-EP-High-Solid-MIOX- Intermediate coating ESD 30

### Intended use










Low-solvent, fast-drying 2C-EP-high-solid-micaceous iron intermediate coating with barrier effect for passive corrosion protection.






Processing and good drying even at low temperatures up to +3°C.

### Application

Industrial goods, mechanical and plant engineering, bridge construction, airport buildings, warehouses, multi-storey car parks, chemical plants, sign gantries, engineering buildings, industrial and hall construction, tank farms, waste incineration plants, power stations, etc.

### General information

	<b>Color shades</b>	Grey, red brown, DB-colors			
	<b>Gloss</b>	mat			
	<b>Mixing ratio</b>	<b>Hardener</b>	<b>per weight</b> [Paint : Hardener]	<b>per volume</b> [Paint : Hardener]	
		Hardener M 050	100 : 12	100 : 20 5 : 1	
	<b>Pot life</b>	approx. 1 - 2 h	NC 23°C/50%   Can be re-diluted within this period if necessary.		
	<b>Stirring / Dilution</b>	Stir the product mechanically before each use. Ready to use after adding hardener. Dilute with CHING-EP-Thinner EM 01 if necessary.			
	<b>Spraying</b>	<b>Viscosity</b> [DIN 4]	<b>Thinner</b> [%]	<b>Nozzle</b> [mm]	<b>Pressure</b> [bar]
	Cup gun	40 - 70 s	5 - 10	1,5 - 2,5	3 - 5
	Airless (Airmix)	Delivery form	≤ 3	0,28 - 0,51	140 - 200
	<b>Brush application</b>	Delivery form			
	<b>Roller application</b>	Delivery form (multiple application is recommended due to structure formation and minimum layer thicknesses)			
	<b>Flow application</b>	n.a.			

	<b>Substrate preparation</b>	according to DIN EN ISO 12944-4; qualified primer and/or intermediate coating. Surface clean, dry and free of dust, salt, oil and grease					
	<b>Viscosity delivery form</b>	30 - 70 DIN-6-seconds					
	<b>Drying time<sup>1</sup></b>	<b>Temperature</b>	<b>Dust-dry</b>	<b>Grip resistant</b>	<b>Mech. resilient</b>	<b>Recoatable<sup>2</sup></b>	
	at 100 µm	NC 23/50	30 min	1,5 h	2,5 h	2 h <sup>3</sup> 3 h <sup>4</sup>	
<sup>1</sup> Based on delivery viscosity! Humidity has a decisive influence on drying! <sup>2</sup> with itself (not normally required for top and final coats, except possibly for minimum coat thicknesses) <sup>3</sup> with suitable EP-subsequent coatings <sup>4</sup> with suitable subsequent coating e.g. 2C-PUR-top coat ASD 43/47 or 1C-HYDROVERSAL-top coat HV 43/47							
	<b>Other values</b>	<b>Density</b> [g/cm <sup>3</sup> ]	<b>Solids</b> [Weight. %]	<b>Solid volume</b> [%] [cm <sup>3</sup> /kg]		<b>Efficiency<sup>1</sup></b> [m <sup>2</sup> /kg]	
		1,5 ± 0,1	82 ± 3	72 ± 3	480 ± 20	4,8	
		<b>WFF</b>	<b>DFT<sup>2</sup></b> [µm]	<b>Consume</b> [g/m <sup>2</sup> ]	<b>VOC-content</b> [g/l] (± 20)	<b>Temperature resistance<sup>3</sup></b>	
		1,4	80 - 140	210 ± 20	260	120°C	
These values are imputed values that may vary depending on the color shade and application. Drying times are correspondingly longer for thicker layers. The drying times are shortened by forced drying. <sup>1</sup> ± 0,5 for 80 µm dry layer thickness (depending on shade) <sup>2</sup> With layer thicknesses > - µm bubbles may form! <sup>3</sup> Dry heat							
	<b>Notes</b>	<ul style="list-style-type: none"> <li>• <b>Storage</b> 24 months (in unopened original container. Store cool but frost protected!)</li> <li>• <b>Processing conditions</b> <ul style="list-style-type: none"> <li>❖ The air and object temperature should be at +3°C to +40°C (optimally at 15-35 °C) and the relative humidity at max. 80 %. The surface temperature of the parts to be coated must be at least 3 °C above the dew point of the surrounding air during application.</li> <li>❖ Sufficient supply and exhaust air must be provided.</li> <li>❖ Experience has shown that the coating system is suitable for vapour phase drying and for operating temperatures of transformers, whereby the specified layer thickness must not exceed by more than double!</li> <li>❖</li> </ul> </li> </ul>					