

CHING-EP-High-Solid-zinc dust-Primer ESD 156










Intended use






Low-solvent, fast-drying 2K-EP-high-solid-primer with zinc dust for cathodic corrosion protection on blasted steel. Processing and good drying even at low temperatures up to +3°C.

Application

Industrial goods, mechanical and plant engineering, bridge construction, airport buildings, warehouses, multi-storey car parks, chemical plants, sign gantries, engineering buildings, industrial and hall construction, tank farms, waste incineration plants, power stations, etc.

General information

	Color shades	Grey, reddish grey			
	Gloss	mat			
	Mixing ratio	Hardener	per weight [Paint : Hardener]	per volume [Paint : Hardener]	
		Hardener M 056	100 : 8	100 : 21 5 : 1	
	Pot life	approx. 3 - 4 h	NC 23°C/50% Can be re-diluted within this period if necessary.		
	Stirring / Dilution	Stir the product mechanically before each use. Ready to use after adding hardener. Dilute with CHING-EP-Thinner EM 01 if necessary.			
	Spraying	Viscosity [DIN 4]	Thinner [%]	Nozzle [mm]	Pressure [bar]
		Cup gun	40 - 70 s	5 - 10	1,5 - 2,5
	Airless (Airmix)	Delivery form	≤ 3	0,28 - 0,51	140 - 200
	Brush application	Delivery form			
	Roller application	Delivery form (multiple application is recommended due to structure formation and minimum layer thicknesses)			
	Flow application	n.a.			

	Substrate preparation	according to DIN EN ISO 12944-4; Steel, blasted: Sa 2½ to Sa 3 with edged abrasive, surface roughness should be „medium (G)“ according to ISO 8503-1, roughness depth Rz 50 - 70 µm					
	Viscosity delivery form	15 - 40 DIN-6-seconds					
	Drying time¹	Temperature	Dust-dry	Grip resistant	Mech. resilient	Recoatable²	
	at 80 µm	NC 23/50	30 min	1 h	1,5 h	1 h ³ 3 h ⁴	
¹ Based on delivery viscosity! Humidity has a decisive influence on drying! ² with itself (not normally required for top and final coats, except possibly for minimum coat thicknesses) ³ with suitable subsequent coating e.g. 2C-EP-intermediate coating ESD 30 ⁴ with suitable subsequent coating e.g. 2C-PUR-top coat ASD 43/47							
	Other values	Density [g/cm ³]	Solids [Weight. %]	Solid volume [%] [cm ³ /kg]		Efficiency¹ [m ² /kg]	
		2,1 ± 0,1	80 ± 3	51 ± 3	240 ± 20	3,0	
		WFF	DFT² [µm]	Consume [g/m ²]	VOC-content [g/l] (± 20)	Temperature resistance³	
		1,9	60 - 100	330 ± 20	430	140°C	
These values are imputed values that may vary depending on the color shade and application. Drying times are correspondingly longer for thicker layers. The drying times are shortened by forced drying. ¹ ± 0,5 for 80 µm dry layer thickness (depending on shade) ² With layer thicknesses > - µm bubbles may form! ³ Dry heat							
	Notes	<ul style="list-style-type: none"> • Storage 12 months (in unopened original container. Store cool but frost protected!) • Processing conditions <ul style="list-style-type: none"> ❖ The air and object temperature should be at +3°C to +40°C (optimally at 15-35 °C) and the relative humidity at max. 80 %. The surface temperature of the parts to be coated must be at least 3 °C above the dew point of the surrounding air during application. ❖ Sufficient supply and exhaust air must be provided. ❖ Experience has shown that the coating system is suitable for vapour phase drying and for operating temperatures of transformers, whereby the specified layer thickness must not exceed by more than double! ❖ 					