

CHING-PUR-High-Solid-MICA-Top coat ASD 43

Intended use






Low-solvent, fast-drying, micaceous iron containing 2C-PUR-high-solid-top coat with high light- and weather resistance for steel structures in heavy corrosion protection.
Processing and good drying even at low temperatures up to +3°C.

Application

Industrial goods, mechanical and plant engineering, bridge construction, airport buildings, warehouses, multi-storey car parks, chemical plants, sign gantries, engineering buildings, industrial and hall construction, tank farms, waste incineration plants, power stations, etc.

General information

	Color shades	DB-, RAL-, NCS-. British Standard -, Munsell-, AS-, Federal Standard- and special colors			
	Gloss	mat			
	Mixing ratio	Hardener	per weight [Paint : Hardener]	per volume [Paint : Hardener]	
		Hardener D 104	100 : 8	100 : 11	
	Pot life	approx. 3 h	NC 23°C/50% Can be re-diluted within this period if necessary.		
	Stirring / Dilution	Stir the product mechanically before each use. Ready to use after adding hardener. Dilute with CHING-PUR-Thinner DD 01 FL if necessary.			
	Spraying	Viscosity [DIN 4]	Thinner [%]	Nozzle [mm]	Pressure [bar]
	Cup gun	30 - 50 s	5 - 10	1,5 - 2,5	3 - 5
	Airless (Airmix)	Delivery form	3 - 5	0,31 - 0,51	140 - 200
	Brush application	Delivery form			
	Roller application	Delivery form (multiple application is recommended due to structure formation and minimum layer thicknesses)			
	Flow application	n.a.			

	Substrate preparation	according to DIN EN ISO 12944-4; Steel, blasted: Sa 2½, the surface roughness should be „medium (G)“ according to ISO 8503-1 or qualified primer or intermediate coating. Surface clean, dry and free of dust, salt, oil and grease					
	Viscosity delivery form	35 - 45 DIN-6-seconds					
	Drying time¹	Temperature	Dust-dry	Grip resistant	Mech. resilient	Recoatable²	
	at 80 - 100 µm	NC 23/50	45 min	6 h	10 h	8 h	
¹ Based on delivery viscosity! Humidity has a decisive influence on drying! ² with itself (not normally required for top and final coats, except possibly for minimum coat thicknesses)							
	Other values	Density [g/cm ³]	Solids [Weight. %]	Solid volume [%] [cm ³ /kg]		Efficiency¹ [m ² /kg]	
		1,5 ± 0,1	82 ± 5	70 ± 5	450 ± 20	5,5	
		WFF	DFT² [µm]	Consume [g/m ²]	VOC-content [g/l] (± 20)	Temperature resistance³	
		1,4	80 - 100	180 ± 20	290	120°C	
These values are imputed values that may vary depending on the color shade and application. Drying times are correspondingly longer for thicker layers. The drying times are shortened by forced drying. ¹ ± 0,5 for 80 µm dry layer thickness (depending on shade) ² With layer thicknesses > - µm bubbles may form! ³ Dry heat							
	Notes	<ul style="list-style-type: none"> • Storage 24 months (in unopened original container. Store cool but frost protected!) • Processing conditions <ul style="list-style-type: none"> ❖ The air and object temperature should be at +3°C to +40°C (optimally at 15-35 °C) and the relative humidity at max. 80 %. The surface temperature of the parts to be coated must be at least 3 °C above the dew point of the surrounding air during application. ❖ Sufficient supply and exhaust air must be provided. ❖ Experience has shown that the coating system is suitable for vapour phase drying and for operating temperatures of transformers, whereby the specified layer thickness must not exceed by more than double! ❖ 					