

CHING-2C-PUR-Top coat ADD 47











Intended use

Light- and weather resistant polyurethane top coat for two-component system structures on qualified primer or intermediate coating.

Application

Industrial halls, airport buildings, warehouses, multi-storey car parks, chemical plants, pipe bridges, off-shore areas, tank farms, power stations, etc.

General information

	Color shades	DB-, RAL-, NCS-. British Standard -, Munsell-, AS-, Federal Standard- and special colors			
	Gloss	glossy			
	Mixing ratio	Hardener	per weight [Paint : Hardener]	per volume [Paint : Hardener]	
		Hardener D 101	100 : 11	100 : 14	
	Pot life	approx. 4 - 6 h	NC 23°C/50% Can be re-diluted within this period if necessary.		
	Stirring / Dilution	Stir the product mechanically before each use. Ready to use after adding hardener. Dilute with CHING-PUR-Thinner DD 01 FL if necessary.			
	Spraying	Viscosity [DIN 4]	Thinner [%]	Nozzle [mm]	Pressure [bar]
	Cup gun	60 - 100 s	5 - 15	1,5 - 2,5	4 - 5
	Airless (Airmix)	Delivery form	≤ 5	0,23 - 0,38	140 - 200
	Brush application	Delivery form			
	Roller application	Delivery form (multiple application is recommended due to structure formation and minimum layer thicknesses)			
	Flow application	n.a.			
	Substrate preparation	according to DIN EN ISO 12944-4; qualified primer and/or intermediate coating. Surface clean, dry and free of dust, salt, oil and grease			



Viscosity delivery form

30 - 70 DIN-6-seconds



Drying time¹

Temperature

Dust-dry

Grip resistant

Mech. resilient

Recoatable²

at 80 µm

NC 23/50

1 h

16 h

24 h

14 - 16 h

¹ Based on delivery viscosity! Humidity has a decisive influence on drying!

² with itself (not normally required for top and final coats, except possibly for minimum coat thicknesses)



Other values

Density
[g/cm³]

Solids
[Weight. %]

Solid volume
[%] [cm³/kg]

Efficiency¹
[m²/kg]

1,3 ± 0,1

72 ± 5

58 ± 5

430 ± 20

5,4

WFF

DFT²
[µm]

Consume
[g/m²]

VOC-content
[g/l] (± 20)

Temperature resistance³

1,7

80

180 ± 20

380

120°C

These values are imputed values that may vary depending on the color shade and application. Drying times are correspondingly longer for thicker layers. The drying times are shortened by forced drying.

¹ ± 0,5 for 80 µm dry layer thickness (depending on shade)

² With layer thicknesses > - µm bubbles may form!

³ Dry heat



Notes

- **Storage**
24 months (in unopened original container. Store cool but frost protected!)
- **Processing conditions**
 - ❖ The air and object temperature should be at +10°C to +40°C (optimally at 15-35 °C) and the relative humidity at max. 80 %. The surface temperature of the parts to be coated must be at least 3 °C above the dew point of the surrounding air during application.
 - ❖ Sufficient supply and exhaust air must be provided.
 - ❖ Experience has shown that the coating system is suitable for vapor phase drying and for operating temperatures of transformers, whereby the specified layer thickness must not exceed by more than double!
 - ❖